

The Party Continues!

Substance-Free
Recruitment and Social
Ideas



THE DELTA CHI FRATERNITY

Having Fun!

Your time in college is an opportunity to take advantage of your creative instincts and have a good time. Within common sense limitations such as the F.I.P.G. Risk Management Policy and BYOB policies, your chapter can easily keep its members inspired about being Delta Chi's with an exciting calendar of activities. This publication is aimed at providing a variety of ideas for fully developing your chapter's social program into more than simply parties.

The following pages contain numerous ideas for theme parties and general social events. Many can make great recruitment and brotherhood events. Every idea printed has been tried and is worthy enough to be mentioned because the people that tried it had a great time. Pick and choose the ones you think sound best and give them a try. Some of the ideas may open your mind to other possibilities.

Recruitment functions are a natural extension of the activities calendar. In fact, the recruitment program should provide a representative cross-section of your chapter's activities. This way, the guests are exposed to the variety of what the chapter has to offer, and the members and guests have an opportunity to interact with each other under different circumstances.

Create Your Own Ideas... (method 1)


Start with a group of about ten (chapter members, friends, whatever). Everyone should be seated in a circle facing each other. The group leader starts by picking one word out of the blue. For example, the leader would say, safety pin. The recorder would write down the word. The recorder then repeats the word aloud for all to hear. The person directly to the right of the leader builds on the word first mentioned by stating the first thing that comes to mind because of the previous word. For example, person two would say, diapers. Keep this going until everyone has had a chance. Using the list, the group is to come up with at least five events.

For Example

Your list reads: safety pin, diapers, babies, birth, hospitals, doctors, General Hospital, soap operas, TV, movies, stars, Madonna, wild clothes, vintage stores, the 1920s, prohibition, gangsters...

Substance-free Event Idea

Using the words diapers, hospital and doctors, we have decided upon having a Hospital Party. All members and guests are to dress in hospital clothes or as injured patients. We will decorate the site as a hospital, complete with waiting rooms, operating rooms, X-ray room and a cafeteria. Cabbage-Patch Kids will serve as the newborns. Realizing that doctors love to play golf, we will set up an inside miniature golf course. We will also instruct everyone to bring a cheap gag gift. These items will be placed in the room we will set up as an expensive and luxurious store. Members and guests are given Monopoly money (doctors earn big bucks) which they can use to play golf, buy stuff in the store or use in the cafeteria.



Create Your Own Ideas... (method 2)

Start with about ten people per group. Everyone should be seated in a circle facing each other. Have the group leader place a bag in the center of the circle. In this bag are items that the group leader has selected prior to the session. The items are to be non-related, various and sundry objects that will spark interest and allow group members to brainstorm. When signaled, each group (assuming that there are more than one) dumps the items inside the bag onto the floor for all group members to see. Everyone writes down the items... usually about ten to twelve. On the sheet of paper provided for each participant, each person is to brainstorm quietly for party ideas. After about ten to fifteen minutes, the group shares what they came up with while working individually. Everyone should try to build upon every comment during this exercise. This team effort combined with the individual ideas should generate some fun party ideas.

what Now...

If during either of these brainstorming sessions, your organization comes up with an exciting new party idea that is not included in the theme party kit, be sure to write it down and send it to the International Headquarters so it can be shared with the rest of the chapters. Then, have a great party!

Use the theme party ideas for rush. Share the information with chapter advisors/ other alumni. Offer ideas to all chapter members and have each pick their very own top Ten list for the year. Use the ideas to create more creative alumni social events and gatherings. Try to co-sponsor some of the ideas with other campus organizations.

Getting Started! A-Thons

These three ideas are designed to help you get your event started. They are not full-fledged social ideas, just warm-ups/ beginnings for whatever activities and events which may follow. Use them in conjunction with some of the other party ideas in this packet. They will break the ice and get people better acquainted.

Pound Party

Everyone brings a full pound of their favorite snack food... chips, cookies, candy, dip, vegetable, nuts, cheese, fruit, pasta salad, meat, bread, salad, ice-cream, pizza, whatever! Mix and match this idea with some of the others presented in this packet to come up with a party all your own.

String Along

When guests arrive at the social event destination, a string with their name on it is waiting for them. She/he must follow the string (however long & through and around whatever obstacles) to find their partner for the evening's festivities. This activity can be used in conjunction with several of the other ideas throughout the packet.

Cinderella Ball

Get the social event started with this fun idea. Each female donates a shoe prior to the beginning of the function. When the men arrive, they are instructed to choose a shoe from the large box. From there, the men must search for their Cinderella. Men must find the foot that fits the shoe. Once the match is made, the two can then participate in the various pre-planned activities.

Revive this activity that your alumni/alumnae, parents and grandparents once enjoyed. Easy to organize, a-thons have once again become wildly popular with Greeks.

Rollerblade/skate-a-thons. Put on these wheels and go around and around. Most rinks allow either kind of skate.

Dance-a-thons. Have fun with this. Select a certain type of music around which to organize the event. For example, have a hip hop music dance-a-thon, a big band music dance-a-thon, or a progressive music dance-a-thon. Have participants dress appropriately depending upon the music chosen. If you can afford to, hire a band. However, most dance-a-thons are conducted with a disc-jockey, so this option is appropriate too.

Bowl-a-thons. Consider getting bowling shirts for all participants. Turn the event into an interfraternal event. Perhaps, open the event to the entire campus community?

Whatever the chosen activity, be sure to have people designated as water providers, food preparers, contribution collectors and overall event organizers. A-thons can last for six, twelve, or twenty-four hours or longer. However, be sure to have members and guests participate in shifts!

Aerobics or Ballet Fiasco

A program instituted by many professional and college sports teams, this adventure will bring out the dancer (or lack thereof) in everyone while firming and toning in unison. An aerobics or ballet instructor can probably be located through the campus physical education department, or a local health club or dance studio. A private room or gym will most likely be the most beneficial (and less embarrassing) exercise area, ask the instructor for recommendations.

The main focus on this activity should be trying something new while generating the nerve to laugh at one's self. The thought of an entire chapter of fraternity men attempting to exercise in rhythm is enough to bring tears to the eyes, and memories which will last a lifetime. If the activity is a success (criteria may vary), consider repeating it on a monthly or weekly basis; instructors usually give frequency discounts.

All Night Skate

This is the same concept as rent-an-alley, but with skating. By renting late night, you can get much cheaper rates for the entire rink. Be sure to not forget about specials on skate rental. Make special requests for the music and play tunes that were popular in the late seventies and early eighties. Groove to the sounds of Air Supply, REO Speedwagon, Queen, and all those great skating bands. Request special skating periods, like ladies or couples only.

See about getting food into the rink...catered or provided by the skating facility. This will ensure that the party goers will be able to maintain their energy level throughout the night.

Some chapters have this event and call it Hell on Wheels because all the members and guest dress up like bikers before going to the rink. Be careful not to dress raunchy. Get out those Harley T-shirts and wear jeans...give this a try.

If the season is right...try ice-skating. An outside rink, or safely frozen pond would be good for such an event. Do this near Christmas time and really go all out. Have plenty of hot apple cider and hot chocolate around for the thirsty participants. How about other treats like cookies and candy-canes?

An Evening A Broad

Turn that traditional formal into something a little more special. Spend the evening exploring all that a particular country has to offer. International students and members who have returned from studying overseas could help arrange this event. Start the evening with a reception at a chapter house, lodge, or even the student union. Serve hors d'oeuvres that are representative of the cultural cuisine. Borrow maps, travel posters, pictures to hang. Show slides if possible. Have a professor or member chat a little about the country.

Go out to a restaurant that serves food indicative of the regional cuisine, or prepare the meal at the sorority or fraternity house. Following dinner, a trip to a museum, theater, or gallery which is highlighting work from that country is suggested.

An example might be with the country of Spain. Attend the reception, enjoy dinner at a Spanish/Mexican restaurant, and then visit the nearest art gallery that has a display of Spanish work/artists.



Anything for Money

Everyone at the event starts with \$100 in play money and that amount is increased by the number of silly, prearranged gags and dares a certain individual or group is willing to perform. Each station offers a different gag. For each challenge met, the performance earns the participant(s) a certain amount depending on the significance of the challenge as predetermined by the social chair and committees. The object is to be the person with the most money at the end of the event.

For example, the first station could be singing the theme to the Brady Bunch while standing on a chair. Another station could be eating a brussel sprout. Try to cry...extra money for real tears? How about trying to whistle while eating crackers? Can you rub your stomach and pat your head while chewing gum? While blindfolded, lace and tie your shoes? Wouldn't you like smelling your neighbor's feet? Suck a lemon without making a face? Say rubber baby buggy bumpers five times? Dance with a mop? Do a hula hoop for one minute? Sing your favorite commercial?

The amount of gags and dares is endless but should not include alcohol, property damage, the loss of clothing or anything of similar poor taste!

Most of all have fun with this activity!

Any Ball will Do

Contact the university to get use of the intramural facilities for this event. If that doesn't work, find a field or open grassy area in which to play. Get plenty of sports balls (all sizes, types and shapes).

Have groups of participants change the rules to all sorts of sports. Think of unusual things like using only your left hand, running the bases backwards, kicking with your left foot only. Regardless of the rules, try using the wrong ball for all sports. For example, use a mini kick-ball instead of a baseball but follow the rules of baseball. How about playing soccer with a football? Basketball with a tennis ball or racquetball ball? Think about football with a Frisbee, kushball or volleyball. How about floor hockey with one of those huge monster balls. The examples are endless.

Whatever the wacky rules are, be sure they are followed. Make sure both men and women are challenged equally. Don't take something away from the men and not the women or visa versa. You'll be amused at the results. Be sure to have the chapter historian on-hand to take the funny photos! Follow this activity, or even begin with a cook-out or bar-b-que.

As the Parthenon Crumbles

Rent video recorders, split members and guests into teams and charge them with coming up with a Greek soap opera. Greek Week, Homecoming, rush, formal, chapter meetings...the ideas are endless. Each team will then tape the ideas. Scenes are acted out and the story line should progress just like the soaps on TV. After an evening of filming is complete, everyone sits around and watches the Greek soap operas. Be sure to have plenty of tissue handy.

Those members and guests not directly involved with the filming could prepare homemade pizzas. These would be great for snacking during the soap opera viewing.

As with the real world of soap operas, the story must continue to grow...therefore, be sure that this party does not end. Get together at different times throughout the academic year to further develop the story lines and characters.

Before long, everyone will be hooked on the idea and the story. Greeks will want to know what happened to whom and when and why and what will happen next?! Consider a monthly newsletter to supplement the video versions of the soap opera. This could be year-round fun.

Big Apple Adventure

Tell all involved that entry to this social event is contingent upon them bringing a bag of apples (Granny Smith, Golden Delicious, red, green, big, small, whatever). Collect all the apples at the entrance. Have buckets available into which you can place the apples. (Just in case, be sure to have plenty of apples on hand in case some partygoers forget.)

Everyone should wear red and green colors. Typically, sweatshirts and sweat-pants work well for an event like this. Decorate with reds and greens. Maybe create a New York effect... the Big apple!

Try setting up various apple-related activities throughout the event location. In one room have an apple hunt (variation of egg hunt). Person who finds the most, wins the prize. Don't forget bobbing for apples...different prizes for getting a red or green apple. Making applesauce can be quite fun, too...have a group cutting, cooking and mashing. This is a good activity for your quieter members.

The apple foodstuffs are endless. Applesauce, sliced apples, caramel apples, apple cider, apple juice, hot apple pie (ice cream!), apple chips (just like potato chips) and even apple butter!

Black Magic

Here's an idea with a different twist. Sororities around the country are holding this event in their chapter houses or lodges.

Card Readers, crystal balls, fortune tellers, Ouija boards, magic crystals, cob-webs... the list of items with which to use during this event is endless. Decorate with blacks and whites. Have vases full of dead flowers. Set dry ice around the event location. Play music from old Halloween movies or from those scary Disney films you watched as a child.

During the party, show movies with a black magic theme, such as Ghost. Think about cosponsoring the movie with the program board (remember the copyright laws). Make a run to the local novelty store before and pick up some easy magic tricks that anybody can use. If cost is a problem, ask everybody to bring a magic trick as their ticket to get into the event.

Have the card readers provide fortunes to those who ask. Another spot can be the crystal ball area... a professional seer could be used here. Fortune tellers are always a good laugh as well. Try to find one or two from your community to participate. Ouija boards provide hours of entertainment. Low cost boards can be found at the local toy store.



Break a Record Party

Your social committee should look through a Guinness Book of World Records and find a record that you think your group might possibly be able to beat. Do some initial organizing and proper publicizing to ensure that the event is planned to keep students involved socially without alcohol and other drugs. It is important that our publics do not view this as just another stupid Greek activity. Show them that the cause is good and just.

Plan the event around the attempt to break a world record. Be sure that the attempt is a safe one. You should check with the Headquarters about liability and insurance issues for this and any event.

Possible activities include things like: see-sawing (remember Cindy and Bobby Brady's attempt at this one?), phone booth cramming (this used to be done in the 50's), ballroom dancing (any kind of dancing would work), rock-a-thon in rocking chairs, pole sitting (can break a record with this one and raise money). Consider trying to bake the largest pizza? the biggest lasagna? Some have tried the longest running whiffelball game. The most holes ever golfed in one outing by a group might be an adventure? All of these and other are great events that can provide hours of fun along with the chance to go down in the record books!

Boxer Rebellion

Wear your boxers to this festive event. Pick a color or pattern to which everyone has to adhere. You may even decide to purchase boxers as party favors for the event. Just make sure they are delivered prior to the start of the event.

Representatives of the party sponsors need to meet in advance to prepare the box lunches that will be served during the event. Inside the box can be any type of food. Most popular boxed lunch goodies are fried chicken, sandwiches, fruits and other snacks.

Decorations for the event could be cardboard boxes wrapped with big bows. The hosts at the entrance to the function can be wearing actual boxes. Consider showing videos of boxing matches.

Prepare boxes full of activities, gags, treats and other goodies for the participants. Members and guest can split up into teams and play the activities within their box of goodies. Certain boxes will have gags and trivia questions that need to be completed by one or more individuals. Players will need to convince others to help them.

BYO... (bring your own. whatever)

Bring your own banana, bring your own, bring your own bag, bar-b-que, balloons, bachelor/bachelorette, backpack, ball, bacon, bandana, bargain, basket, bell, button, beret, blanket, blue jeans, blue cheese, bird, bologna, bongos, books, box, bracelet, brat, bucks, butler, butterscotch...

Get the idea? Have a party with any one of these ideas as a theme, or use several items for just one function. Bring your own banana... have every member and guest bring a banana to the social event. Your organization can provide the ice-cream, hot fudge, whipped cream, strawberries, and other fun toppings that combine to create one heck-of-a banana split!

Bring your own bag (of goodies), blanket, bongos and blue cheese party... just as the name implies, everyone must bring all the above. Come up with interesting uses for the aforementioned items. Maybe a relay race... a taste test... a show en tell, whatever! Make the night interestingly bizarre!

Caddy Shack

Get out those old argyles and knickers, put on your golf shoes, find that old alligator shirt, grab the golf bag, pull out your putter and put on some sunblock...then, hit the course!

The golf course for the event could be something as easy as the local miniature golf course or a fantastic course could be created inside the sorority/ fraternity house, student union, lodge, or other similar structure.

Members and guests should be paired into teams who compete for the lowest score once the course has been finished. Design score cards for the teams, or even use score cards from a local golf course, if possible.

In one room, or in a separate location show the Caddyshack movies.

Set up a club house near the course to distribute the party T-shirts. Serve hot dogs and polish sausages, complete with mustard, onions and relish. Have potato chips, pretzels and Snickers Bars. Throughout the course have coolers full of water, complete with the little snow-cone cups.

Have awards for the lowest scoring team(s). Maybe a trophy from the local trophy store would be appropriate?

Campus Feud

Based on the popular television show Family Feud, this event can easily turn into a wildly fun, fast and exciting time for the players, organizers and audience.

About a week prior to the event, delegates from the sponsoring groups need to formulate the questions. All questions need to be placed onto an answer form.

Include questions like the following: What's the best late-night snack food? What's the best place on campus to study? What was the best campus event? What's the easiest/hardest class? Then these forms should be distributed to one-hundred people across campus (maybe just Greeks? all students? staff and faculty too?). The answer forms are then to be collected and tabulated. The top answers for each question are recorded for later use.

The evening of the event, teams are to be selected. This can be done by affiliation or randomly - whatever the organizers choose. Teams then compete against each other just like on the show. Have elimination rounds that are shorter and less involved. Once the best teams have been discovered, start the all-star competition. This would be a great event to videotape for recruitment and scrapbook purposes, either for the IFC or the local chapter.

Campus Squares

Organize this event based on the popular television show Hollywood Squares. Try to solicit the assistance of your favorite Greek leaders, faculty, staff and administration to serve as the stars in the squares.

A creative team could be organized to create the questions themselves. An interesting set of questions would include campus history, famous university alumni and current campus affairs.

If there is a facility that will accommodate, try to have the stars sit in front of an open window. The contestants and audience will be on the outside of the building looking up to the open windows (the squares containing the stars).

If the window approach is not feasible, try to use an auditorium or lecture hall for the event. Two rows of risers are probably easily obtained through the physical plant department. This option works equally well.

A highly personable member should be designated the MC and act as the hostess/host of the show. Perhaps, a local radio/TV personality would assist as the MC? The trivia questions and true/false questions can be taken from Trivial Pursuit or another similar game of riddles, questions and puzzles. Videotape this event for recruitment purposes.



Casino Royale

Greeks across the country continue to utilize this party idea for socials, membership functions, parent's weekend, and alumni events. Your organization could go all-out with the appropriate rental equipment. However, this can be real inexpensive as well by utilizing handy items to keep costs low. Whatever route you choose to take, this event always delivers great times!

At the beginning of the evening, issue everyone a standard amount of funny money with which they will gamble. After the gambling has stopped, an auction is held where the party-goers can utilize their winnings to bid on donated prizes. You will be surprised at all the great prizes you can get donated if you promise the merchant that you will mention their name at your event.

Various tables should be set up with the different casino games. Blackjack and poker tables are a must (be sure to provide poker chips). Roulette wheels are fun and easy to find. Have dice on-hand for those who prefer shooting craps.

Snacks should be provided at the tables for quick and easy munching. Designate some people to walk around and serve sodas. Have other members selling flowers, candy or party favors. Remember your lounge lizard music!

Cheesy cheese


You need a lot of cheese (slices, cubes, hot nacho cheese, sticks, etc) and a lot of Polaroid cameras for this event. Have a fraternity or sorority invite guests over for this quickie activity that can be used as a study break or ice-breaker. Everyone arrives and is instructed to pose for as many cheesy pictures as possible. The catch... every picture must have actual cheese in it. Have a mozzarella cheese stretching contest... warm up big hunks of it and then pull. Whoever goes the farthest away without having the cheese break wins. You decide what to do... enjoy!

Child's Play

TAG, you're it! Red rover, red rover, send Plato right over. Step on a crack, break your mother's back...

Following a quick dinner at a fraternity or sorority house, residence hall or at the student union, guests congregate outside in the college mall, Greek court or in the backyard of a particular chapter house to relive those childhood days. All the games you used to play as a kid will once again become your playing field. Only this time your parents will not be calling for you to come inside for dinner.

Greeks and guests will play games like hide and seek, red rover-red rover, kick-ball, cops and robbers, kick the can, duck-duck-goose, freeze tag, flashlight tag, jump rope, whiffleball, spud, ghosts in the graveyard, hippity hops, hopscotch, jacks, four-square, tetherball, mother-may-I and other favorites. Other activities would include pumpkin carving, riding big wheels, riding tricycles, watermelon seed spitting contest, tug-of-war, Frisbee and arts and crafts.



Class Reunion

Get your hands on an old high school or college yearbook, (use one that is at least twenty years old). Social committees from all sponsoring organizations should get together to plan this event. To start, the event planners need to create biographies of all the folks who are pictured in the yearbook, (the biographies can be based on facts contained within the yearbook or can be completely fictional). As members and guest arrive at the event, they are given a package that contains their bio and a name-tag. Each person is to mingle and mix and find the person or people who are mentioned in their bio. The biographies can detail the person's past, present and even future love interests, jobs, accidents, responsibilities and the like. Some information may be placed on one person's biography and not on another, even though both are involved. That's part of the fun...figuring out who did what with whom and when and where. Gossip won't stop, so long as the committee working on the event did a good job detailing the trials and tribulation of the class of...

Coffee Shop

Tell all involved to bring a small bag of their favorite gourmet coffee (or tea) to this event. Collect these coffees/teas at the entrance. For those guests who prefer not to drink coffee or tea, provide some flavored seltzer water, juice or carbonated beverages.

Decorate the location like a coffee shop... tables with white table cloths. Put fresh flowers in vases on each table. Play jazz or alternative music. Be sure to have plenty of waiters/waitresses tending to the guests. Give out actual bills and collect real money (or Monopoly money if you prefer). Have a cashier taking money and giving change. Place newspapers and magazines at the tables.

Bake pastries, croissants and muffins (this could be done earlier as a pre-event mixer between a fraternity and sorority). The smell of fresh brewed coffee should pervade the location.

Consider building a small stage and have members, guests and other campus or community people perform original music, read poetry or give dramatic interpretation. Have a dance floor located next to the stage. The options with this event are endless...be original and cater the event to your needs!

Come and Get It!

Throw on your western gear and ride on down to the chuckwagon. Ring the triangle...yell, "come and get it". Be sure to give all members and guests bibs. In case this event gets messy, bibs will come in handy.

Getting hungry? Straight from the chuckwagon, serve bar-b-que pork sandwiches. Don't forget the pork rinds and beef jerky. Smoked sausages, baked beans, hot dogs and hamburgers could also be added. Whip up a batch of southern chili - hot and spicy!

In keeping with the food theme, everyone is instructed to bring a pound of their favorite snack food. All the food should be scattered on the table (just grab what you want).

If the weather permits, set up a volleyball court in a sorority yard. If the weather is poor, move the sports inside. Contact the university about using an athletic facility.

Play some great summertime music. Have an outside dance to go along with the event. Consider having a big tent set up to provide cover. Decorate with an appropriate country-western theme.

Dante's Inferno

Three floors (rooms) are decorated accordingly... Heaven would be decorated with whites and golds. Balloons, dry ice and flowing, white butcher block paper. Peaceful music should be playing. Atmosphere should be bright with beautiful white Christmas-type lights. Foods should include white chocolate items, fingerfood sandwiches, marshmallows, vanilla ice-cream and a clear soda pop, juice or other beverage. Purgatory would be all gray... no colors if possible. Cover walls with gray butcher-block paper. Play a monotone hum. Serve no food in this stage. Sit quietly. Hell would be the lowest level. Decorate with reds, oranges and blacks. Serve room temperature water and bread, crackers, chips. Serving red pistachio nuts, Red Hots, hot sauce, red peppers and tomatoes will add to the fire look.

When guests arrive, they are given a choice of cards from a box or hat. The three choices are heaven, hell and purgatory. Whatever once chooses is that person's starting point. The object is to reach all three levels (as did Dante) to see who is at the function and to see how to get to the next level either above or below.

Participants are asked trivia questions at each level, if correct, they pass on to the next level. Only three tries per level after that, one is stuck unless God or the devil decide to let the person go.

Cruise Ship



Here's a great event for the women to arrange for the men...in their home. Begin to experiment with activities in sorority houses. Many men have never been beyond the entry way of a sorority house! If housing is not available, be sure that the women still arrange this event. What a fantastic way for the women and men in your campus community to cooperate socially.

Decorate the facility (house, lodge, room in the student union, barn or whatever) like a ship... palm branches, beach balls, lounge chairs, and sunbrellas. Attire for the evening is cruise or beach wear, or have people dress like characters from The Love Boat, and be sure to show old re-runs from the show. Capt. Stuebing can tend to the ship.

For entertainment, set up outdoor shuffleboard. Play big band music for dancing and set up a huge buffet. Have a captain's table and draw for those who will be lucky enough to eat at his/her table. Provide non-alcoholic fruity boat drinks complete with pineapple slices, straws and little umbrellas.



Dating Game

Conduct this event along the lines of the popular television game show of the same name. This is simple to organize and produces hilarious situations for both members and guests. Those people who sit in the audience usually have just as much fun watching as participating as a bachelor or bachelorette.

Start by finding both men and women who will agree to participate prior to the beginning of the function. Be sure to keep the identities of those individuals who will be the bachelors and bachelorettes a secret.

When people arrive at the event, show them to the seats that have been arranged for the audience. Some sort of stage could be built, if appropriate to the location you will be using. At minimum, you will need to create some sort of division so that the contestant cannot see those who are trying to win a date with them. Some Greeks have used an on-campus auditorium-style room for this event.

Find an outgoing individual to play the part of the MC. Those participating should prepare questions in advance. Have actual prizes for the winning couples... usually a dinner out at the local hot spot. Find three bachelors/bachelorettes and follow along like the show did so many years ago. Members/guests who do not play are the audience.

Day at the Driving Range

This activity is simply what it says, a trip to the driving range. Check with a campus or local golf course or driving range for group rates and availability. Clubs may also be rented there.

Golf pros may also be available to assist your members with their swing. Contests such as longest or shortest drive and most wiffs (completely missing the ball) may also bring a bit of competition and excitement to the outing. A thematic pre- or post-outing idea would be to watch movies such as Tin Cup (Kevin Costner) or Caddyshack.

Consider prizes for longest drive, most chippers, or most ridiculous (authentic) golf outfit.

Day at the Races

Effective organization is a must with this event. Contact the student activities staff about securing pre-recorded tapes of horse/dog racing. If there is no company in your area, consider contacting A Night at the Races, Inc.- official race track cinematographers, located in Brooklyn, NY (800) 252-7373. This company rents the cassettes you'll need. A large screen television to show the races works well. Provide racing forms that give information about the dogs/horses and jockeys.

Locate some white lawn furniture to set about the location. Have servers wait on the racing participants at their racing tables. Be sure to start everyone off with \$100 in funny money. Have a betting window, a clerk and odds established for each race.

Be sure to provide binoculars (toy imitations). Try setting up a club house for those participants who are willing and able to pay the hefty cover charge... (the initial \$100 just goes so far). Make the club house exciting with music, dancing, fantastic foods and entertainment.

Some Greeks have attended actual race tracks together and made a day of the event. Including a lunch or dinner will add to the overall activity. Choose the option which will work for your campus...enjoy!



Decades Delight

The 50s, 60s, 70s and 80s... my how things have changed! Decorate each floor or room in a house, lodge or student union as a different era.

For the Fifties hang leather jackets around, have hula hoops available, splash hair grease, slap on bobby socks & poodle skirts and listen to do-wop music. Wear blue jeans and white T-shirts. Serve hamburgers, shakes and bottles of cherry Coke. Show Happy Days and hang pictures of James Dean and Marilyn Monroe.

For the Sixties set up lava lamps, psychedelic posters and lights, and love beads. Play music by the Beatles, Hendrix, and the Doors. Serve fruits & granola. Make love beads & chains to wear. Decorate with pictures of the student movement, articles about The Students for a Democratic Society, the Peace movement and the Civil Rights movement.

The Seventies features polyester and more polyester. Don those wide ties and bell-bottomed jeans. Wear gold chains and mood rings. Eat pizza, tacos and drink Pepsi products. Throw on the Bee Gees, Donna Summer and The Village People to get a disco feel going. Decorate with pictures & posters from Saturday Night Fever.

The Eighties can highlight the yuppies. Wear those Izods, Calvin Kleins, parachute pants, Polos, Gap clothes and Land's End clothes. Listen to Michael Jackson, Madonna and Huey Lewis. Serve chicken nuggets, Chinese food, health food and juices.


Drive-In

Secure about six white sheets together to create a movie screen. Hang the sheet on the side of the chapter house or from the balcony. Pull it real tight. Rent the appropriate projection machines so that members and guests can view a movie in a drive-in environment. Machines are available through most rental stores.

The event can be designed as an actual drive-in where the sheet is hung on the side of the house facing the parking area. Members and guests will be able to sit in parked vehicles and view the movie, eat snacks and relax. The sheet could also be hung facing the roomiest part of the yard. This would allow members, guests and any passers-by an opportunity to view the featured flick. People can sit on the lawn, throw down blankets, or whatever!

Consider having car-hops or servers who travel throughout the crowd offering popcorn, chips, pretzels and soda pop. See about renting 50's cars from a vintage car club association. If you have non-fraternal neighbors, consider inviting them over for the festivities.

Think about showing bad drive-in movies. Your student activities staff can put you in touch with film companies. Attack of the Killer Tomatoes, The Blob, and The Night of the Living Dead, could all work well.



Dunk Hoops

Check with your campus recreation center or local charity event sponsors for adjustable height basketball hoops. Set the hoop to the desired height (8 1/2 or 9 ft.) and make sure that the base is steady and secure. Break-away rims are a must.

Tournaments are a great way to get everyone involved. Contests such as biggest dunk or 3-point shoot-out can provide some excitement. Get your favorite sorority involved to do the judging. This way it allows your biggest show offs to take the stage.

Fast Food Mixer

Contact your local favorite fast food establishment to see about using the facility for an evening of fast food fun. Ask the manager about after hours activities... you may want to go directly to the owner with your idea. They may be more open to the suggestion.

Basically, round up the troops and head out to the fast food restaurant for a late night dinner and dance. All participants should plan to eat at the restaurant... this will help when you negotiate with the manager/owner. Once everyone has finished, start the music. Dance right there in the aisles, around the tables and in front of the windows.

Some students have opted to have food relays or contests with the host restaurant's specialties. Consider having creative bibs as party favors for this event... something different from all those Greek T-shirts you've accumulated.

Festival

Find a field. Advertise. Have a blast...at The Festival! Talk to a university official about using a field on-campus for this event. If you prefer, contact the local parks department about using a city/town park. This is relatively easy to organize and is low cost... what more could you ask for? Use these five activities and add others as you wish.

Mattress Drag. Three person teams. Two pull the mat, one rides (and holds on). Have at least five teams competing at a time. The race should be at least 100 yards. At the sound of the firing gun... the teams are off. The first team to reach the end wins.

Can Stack. Teams of five compete to see what team can stack the most empty aluminum cans. Prior to the event, hundreds of empty aluminum cans will have to be gathered. Whatever the stacking method, the group that builds the highest wall wins.

Jello Toss. Yes, it's as fun as it sounds. Have plenty of prepared, firm Jello ready for tossing. The two-person team(s) that still have Jello remaining after ten tosses back and forth win.

First Birthday party

Everyone bring a gift...it's a birthday party. Remember those parties mom used to give? Remember the cake? The ice-cream? The singing?

Choose someone's birthday within your ranks and plan a childhood birthday party for them. Get a large birthday cake. Get plenty of ice-cream. Find some party hats, candles, and take lots of goofy pictures.

Find some noise makers, play pin-the-tail on the donkey, duck duck goose, and similar children's birthday activities. Instead of giving all the gifts to the birthday boy or girl, exchange them. Instruct everyone to get a gag-gift, or something funny to make the party even more exciting.



Five Dollar Senior Prom

Men and women are paired and must dress in typical formal attire, the catch is that each person cannot spend more than five dollars on the outfit. In other words, use your best shopping skills at the Goodwill Store, Salvation Army Shop, second-hand store or vintage clothing store to find an outfit that is, or was used previously as, formal attire.

All the traditional prom-like activities should still be followed. Be sure to go out to dinner prior to the dance, but remember, no more than five dollars for dinner. Fake flowers (cannot afford real ones for with five dollars). Polaroid pictures are essential, (again, five bucks is not enough for a professional photographer).

At the prom, be sure to elect a prom king and queen. You may even desire to elect the best dressed couple..

The after-prom could be something inexpensive like bowling, going to the YMCA or a late-night movie... remember only five bucks for whatever you do.

The next day, all the clothes can be returned to the thrift shop where you bought them. This turns your party in to a community service event as well.

Follow the Bouncing Balls

Start the evening off with a spaghetti and meatballs dinner with another Greek organization. This idea is one that could work between a fraternity and sorority or between two fraternities who have good relations.

After the spaghetti and meatballs dinner, the groups need to progress to the activities. Every activity planned is one associated with a ball. All are high energy activities as well. The groups will split into teams randomly and participate in volleyball, kickball, dodgeball, tagball, flag-football, earthball, crabbal and hot ball (variation of hot potato).

Prior to the event, participants are informed that they will need to bring with them one of those twenty-five cent rubber balls. Throughout the event, men and women will try to collect as many balls as possible. How? Each person is told that no matter what they must keep their ball in their hand(s). No matter the activity participants cannot put the rubber balls into their pockets, mouths, shoes or any other location. When someone sees that a ball has been let loose she/he tries to secure the ball. Again, no matter how many balls one has collected, one still cannot put them anywhere except the hand(s).

At the events conclusion, the person with the most balls wins some sort of prize or award associated with a some kind of ball.

Frozen Turkey Bowling

Who needs a bowling ball when there are plenty of frozen turkeys out there? Borrow one from the kitchen... ask your cook first... or buy one from the store.

Get a Slip 'n Slide and grease it down mighty well with Crisco. Find ten empty two-liter soda bottles and fill them partially with water, (or use actual bowling pins if you can obtain them from a local bowling establishment). Be sure to secure the Slip 'n Slide to the ground prior to greasing. Set up the two-liter bottles (or pins) as normal and proceed with the fun.

Now, you may choose to set up one, two or three lanes, or an entire bowling alley? Your choice. Split members and guests into teams and compete as you would at a normal bowling alley.

Think about getting T-shirts for the teams. Have plenty of pretzels and soda pop available for the bowlers. Some poor individuals will need to serve as pin setters (plus, they'll have to slide the turkey back down the lane). For those individuals who cannot quite swing the turkey, provide frozen whole chickens. Whatever the bird, be sure that it remains in the plastic wrapping.

After the bowling, the winning team gets to cook the balls into turkey soup for the losing teams.

Fondue Frenzy

Contact the local rental store for a large quantity of fondue pots. Invite another Greek organization to participate with you. Plan this event like a dinner exchange.

Have some members (and guests) act as the servers. Set-up tables, each with its own fondue pots and equipment. Seat no more than eight per table. With each new fondue course, play a different type of music for the proper mood.



Plan the dinner with three different fondues: cheese, hot oil and chocolate. The cheese fondue would be served first. Have breads, fruits and vegetables ready to be dipped into the different kinds of hot cheese. Choose either chicken, beef or pork (or a combination) as the main entree. Take the forks and dip the meat(s) into the hot oil to cook whatever you want. For dessert...chocolate fondue! Various and sundry fruits are needed for this fantastic conclusion. Include pound-cake, nuts and peanut butter as well.

Costs for this event can be contained if everyone brings a certain amount of their favorite fondue item. For example, someone may bring bananas, another person chicken strips, and yet another could bring different types of breads. Just be sure that all food items are covered. Consider asking your cook to assist...this may be a more feasible alternative.

Garage Sale

Probably the best in innovative theme parties, Garage Sale will leave'em talking for weeks. Find yourself a large area to hold this event. Decorate the location like someone's garage. Pack it full of old bikes, newspapers, toys, jars, memorabilia from different generations, clothes, nic-nacs, buttons, hats, pins, appliances and anything else you can get your hands on.

To help with this, inform all party goers that they need to bring donations of all the aforementioned items. Once they arrive, price the items they brought and scatter throughout the location. Each member and guest also receives a pre-determined amount of funny-money to spend. Some people may actually find something they want - who knows? Throughout the location, food stations could also be established. Sell things like hot dogs, potato chips, apples and ice-cream. Be sure to play cheesy old music on an obsolete phonograph. Advertise the event in the student newspaper as if it were an actual garage sale, (as long as the event is alcohol free, there shouldn't be a problem with advertising). Door prizes and fun gifts for those who purchase specially-tagged item(s) will add to the festivities. Some groups have done this with real money...proceeds going to a local charity that works with battered women and children. You decide. Either option works and both are incredibly fun for all who attend.



Frosted Flakes

Cover the floor with old white sheets, white balloons, feathers, cotton balls, glitter and Styrofoam. Sprinkle tinsel and string white lights. Hang white candycanes. Serve ice-cream, snow cones, marshmallows and hot chocolate.

When women enter the event, each is handed a small white paper snowflake that has a number printed on it. They are told to hang on to the snowflake until later. Once it has been decided to have the snowstorm, the women are instructed to put their snowflakes into a basket. Each is asked to remember her number. The basket is then taken to a second level where it is dumped on the men. The men scurry to get a snowflake. Without revealing their numbers, the men wait for the women to call out their snowflake number. When the men hear their number, a match has been made.

Each participant is instructed prior to the event to bring a gift that costs no more than five dollars and is not a gag-gift. Gifts should be exchanged sometime during the event...grab bag style.

Gilligan's Island

Come to this event knowing that you have just been shipwrecked on a deserted island... just like the crew and passengers aboard the Minnow.

Every member and guest is told to bring the two most important things for survival on the island (if the items are too large or not easily available, just jot the idea down on a piece of paper). Foodstuff, clothes, hammer, nails, rope, flares, gun, money, radio, batteries could all be examples.

The shipwrecked guests are divided into teams of about ten. Everyone is asked to explain their choice when the group takes inventory of their survival chest. Out of all the items brought along, the groups are then instructed to come up with a plan to get rescued. The group that comes up with the best plan wins the contest. Have the social chairpersons determine the winners. Award silly prizes. Perhaps, have the winning team act out the escape plan and videotape the activity.

Be sure to dress appropriately for an island environment. Party favors could be beachtowels, T-shirts and sun-visor type hats. Activities could also include beachy things like volleyball, Frisbee, darts, and beach ball tosses. Bob for apples while a fish swims around in the barrel. Also, no modern devices! You're Stranded!



Going to the Chapel

Pretend you're getting married and go through all the traditions associated with rehearsal dinners, weddings, receptions, buying a house, having kids, getting divorced, remarried, and so on....

Before finding partner, everyone gets monopoly money to use at the various stations throughout the event. Each station is a different stage in the dating and marrying process. Station one could be the singles bar, church, or office. Station two could be the restaurant.. three, the jewelry store, and so on.

At another station, actually have the ceremony with couples getting married and some in the audience. In different rooms have the chapel, the reception, the hospital for the new babies (use Cabbage Patch Kids), the real-estate agent's office, the singles bar and the divorce court.

Be sure to have an actual spread at the reception, complete with real wedding cake, punch, a photographer and music. Have the garter & bouquet toss. Have the couples open gag wedding gifts. Set up a bank for loans to purchase the wedding ring, the first car and house, etc. Use you monopoly money for the dollar-dance, to pay the bill at dinner, to buy the ring, to pay the hospital bill, to pay the attorney.

Going to the Orchard

Go on a picnic to an orchard (vegetable, fruit, flower, etc). Make arrangements beforehand with the farmer to assure that it is okay to conduct this event on the property. It is also a good idea to get permission before you sample the produce.

Outside games like Frisbee golf, touch football, tag, tug-of-war are safe and fun outdoor entertainment. Bring along blankets, radios, and boardgames. Construct a horse-shoe throw tournament. Have awards for the winners. If watermelons are available, eat them and then use the seeds for a seed spitting contest.

Make arrangements with the farmer for wagon rides around the orchard. See if your group can utilize a piece of land away from the hustle and bustle of everyday affairs. Use the time away from campus to relax and unwind.

Some Greeks have used this as a date party. By utilizing a Beverly Hillbillies theme, the event takes an even greater twist. Be creative and fun.

Greeks groups have also used this theme activity as a team building or brotherhood/ sisterhood building activity. The trees (or whatever) are used as a metaphor for the chapter. The cycles of growth, flowering and death are highlighted and related to the group.



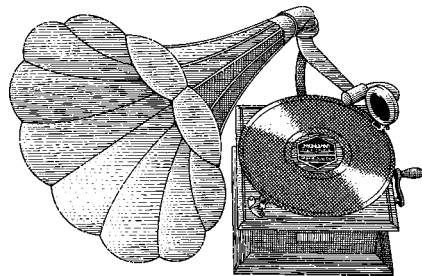
Golden Years

Prune juice, bingo and the Reader's Digest... it will not be long before we, too, join our grandparents in those golden years. We better get a little practice in, don't you think?

Members and guests are encouraged to attend this event that highlights the typical American lifestyle that begins after retirement. As members and guests enter the function, each is given a form to fill out. The form is their obituary... participants are challenged to complete their obituary emphasizing the accomplishments, world events, dreams and relationships that they affected or achieved throughout their lifetime. All obituaries are then posted on the walls for all to read.

Activities should be non-stop and exciting, including events like shuffle board, bingo, bridge, UNO, and crossword puzzle solving. An outside caller for the bingo is suggested. Build a shuffle board game inside the event location. Have plenty of cards and UNO decks to go around.

Be sure to play big band music. Show re-runs of The Golden Girls. Snacks for the event could be prunes, cheese toasties, chocolate goodies, oat bran muffins, pickles and all kinds of fruits & vegetables. Cafeteria food could also be served. Beverages would include the following: prune juice, carrot juice, spring water, hot tea, coffee and milk.



Graffiti Party

What a great idea for a messy party. Cover the walls in a basement or similar room with butcher block paper and thick white sheets. Tell everyone to wear old T-shirts and jeans that they can ruin. Pair people up and give them a few non permanent markers and some water based paint that will wash out. Make sure that there is plenty of available water so that guests may clean up easily. Go at it and mark up the walls with your favorite graffiti. Demonstrating sensitivity toward those who are different is a must with this activity.

For a different spin on this idea, use sidewalk chalk (find the kind that is environmentally friendly). Instead of painting the walls, create works of art on the sidewalks, driveways and streets... be sure to watch out for cars. You'll need to get approval from the university or city if you plan to use their property. Sidewalk chalk is easily removed... rain washes it away. Nevertheless, be sure to have buckets of water ready for clean-up directly after the event. Pour the water on and wipe it off with outside brooms. The key to remember is creativity and artwork, not harmful words and disgusting slogans. Some Greeks have this as an activity during Greek Week, but call it something a little different... like the art of Greekdom.

Gotcha

Create your own Gotcha course. Many Greeks have created outside obstacle courses. The goal is to capture the opposing team's flag(s). Use squirt guns filled with colored water (usually a paint-water mix... a little paint... a lot of water). Have teams of about ten to fifteen per side. Everyone must wear white T-shirts. The two sides get different colored water. Play a certain time, usually a pre-determined fifteen minutes with four quarters.

As the opposing team approaches your Headquarters (where your flags are located), you squirt them. If your colored water hits their shirt, they must return to their homebase. Referees are needed to make sure the game is fair.

Another option is to contact the nearest paint pellet competition or lazer-tag course to organize an outing for your group. This is a great activity for brothers/sisters only. However, it has proven itself an exciting activity as a coed event as well. Two fraternities could also compete against each other. Give this party idea a new twist. Who says men cannot interact socially? Many Greeks find this a good exercise in interfraternalism.

Graffiti Mixer/Exchange

Sort of like the graffiti party only better. This works best in conjunction with a sorority. Have everyone wears white T-shirts. Have a couple extra shirts on hand for those who forget. Get plenty of permanent markers that will write on fabric.

Everyone gets a pen and goes to town, writing messages on the white shirts of everyone in the room. Be sure to tell everyone that their white shirt will be permanently written on. There is no time limit needed. Everyone will continue writing until they have written on everyone. Make to sure to have snacks and soda available for the participants. Delta Chi is a class act organization so keep the writings clean!

Greek Cuts

Contact a local hair salon, barber shop or other establishment that offers cuts, styles and perms. Arrange to have some of their people provide haircuts, styles, perms and scalp massages at this unusual, yet extremely practical social event.

Most local hair establishments will jump at the opportunity to increase their clientele. Make arrangements to pay the hairstylists a certain flat rate, or five dollars per cut (other hair and styling services can be negotiated).

Inform everyone that is invited to the event that the theme is hair. Set up a lounge area with magazines and refreshments. Play music and have a dance floor set up right there in the salon. Chairs and sofas need to be ready for the customers to use as they wait.

Those individuals not desiring to get a cut, style or perm are instructed to come with a wild hairdo. Perhaps, a few amateurs may even want to act as professional hairstylists and perform silly styles (no cutting... just lots of gel, spray, glitter and colors for the men and women). Styles of the decades: ducktail, blow dry, punk and greased back.

Have a photographer on hand to get lots of party pics. Serve coffee and snacks to those getting a cut or style. Have fun food available for all attendees.

Gym Class

Talk to the university official responsible for the gymnasium to see if your group can use the facility after hours on a Friday or Saturday night. This is a wonderful activity for a chapter to do as a team building/ brotherhood night. However, this idea works equally well with both a fraternity and sorority together.

Remember those things you used to do in gym class when you were about ten? Forgo the normal athletic activities like basketball or volleyball that you would do as adults. Stick to those activities that you did as a kid: relays, kick-ball, dodge ball, tetherball, earth ball, hula hoops, obstacle courses, limbo contest, floor hockey, and others.

Someone should serve as the gym teacher to keep the class progressing through all the events. Consider splitting all the participants up into teams and having them compete in certain activities.

After the fun, all the participant should go back to the chapter house, lodge, or student union for a snack.

Greek Golf Scramble

Put on those plaids, visors, sun tanning lotion and hit the course. It's time for a festive golf scramble. Anyone can participate. Scramble rules are easy. Everyone on a team plays off the best shot hit. This process keeps repeating itself until all nine or eighteen holes have been finished. So, instead of four different scores, the team completes the game with only one score.

Mix and match men and women on the teams. Teams should wear the same plaids, if possible. At least try to be color coordinated for the event. Some Greeks have golf sun-visors as party favors. This is a different type of favor that most people appreciate.

Prizes and awards should be offered. Lowest scoring team could win a dinner out at the best restaurant in town. The person with the longest drive receives a bag of tees. Neon balls go to the person who makes the longest putt. The participant closest to the pin receives a hand towel. Don't forget the highest scoring team... something appropriate is in order!

Some Greeks have preferred to have this event at a miniature golf course instead of a regular one. The switching of courses changes the idea a little, but the rules still apply.

Greek Island Camp Out

Pick a warm night, find an extremely large tent and invite your friends over for an evening of music, tall tales, melted marshmallows and s'mores.


Rent a large party tent from the local rental store. Set the tent up in either the front or back yard of a fraternity or sorority house, or use a location on campus. Check with the proper authorities about getting permission for building a bonfire/campsite fire. Emphasize the point that the event is non-alcoholic with your members and guests.

Spend part of the evening telling ghost stories, tall tales and other campsite fiction. Put some music in the boom box. Dance. Sit around the campfire and roast marshmallows and hot dogs. Make s'mores. Get out some playing cards and play poker and other card games.

Inform everyone that this event is a sleep over. All participants are responsible for providing a sleeping bag and pillow. One sleeping bag for every person. Everyone must sleep in the tent. When the festivities are over, throw down those sleeping bags and crash.

Be sure to have breakfast food ready for the morning. You can either cook out again, or head inside for some cereal, bagels and donuts. Be creative, have fun and watch out for the wild animals.

Hans and Franz



This event will pump you up. Tell all involved to come in work-out gear. Sweats, shorts, tank-tops, leotards, muscle shirts, gym shoes and sweat-bands are all appropriate gear. After everyone arrives, start the event with a quick walk/run around campus to get everyone instantly involved.

Prepare a certain area as the health food store. Stock the area with apples, bananas, pears, peaches, strawberries, grapes, radishes, carrot sticks, nuts, granola, berries, yogurts, dried fruits, various juices, fresh whole grain breads and spring water. To cut costs, have your guests bring a pound of their favorite health food snack.

Have Jane Fonda aerobic videos continuously playing on TV screens without the sound. If that doesn't excite you, perhaps you could hire an aerobics instructor who will lead some classes for those who are interested... men should be encouraged to participate. Massages for your members and guests? A quality, energetic aerobics instructor and masseuse could truly make the event sensational!

Add some outside activities like kickball, basketball, softball, touch football and volleyball for those who may be interested. Keep the event balanced with inside and outside fun. Wellness at its best!

Helium Balloon Bust

Decorate the event location with an overabundance of helium balloons. Check with your student activities staff to see how to rent a helium tank. A local party goods store is a good start. Also, tanks are usually available from your local natural gas distributor. They only charge for the amount of helium that you use from a tank.

Tie ribbon to each helium balloon...long enough that members and guests can easily grasp a balloon from the ceiling. Prior to inflating the balloons, the social committee should place fortunes inside so once a balloon is popped, a fortune falls out. The effect of several hundred ribbons falling from the sky will add a terrific look. Be sure to blow plenty of regular balloons as well. You may wish to offer balloons at the entrance... instruct each attendee to blow a minimum of ten each. This will spread the chore of blowing, and will save a lung or two.

Play plenty of music and dance. Be careful not to pop any balloons before the conclusion of the event. When the organizers deem the time is right, a signal is given. Everyone is instructed to pop as many balloons as possible in the shortest amount of time. Have someone videotape the helium balloon bust. The whole popping session makes quite a spectacle!

Inspector Gadget

Detectives must solve the case of the... (you fill in the blank). Teams of three or more, using Polaroid snap shots as the indicator of the next site, are led from one site to another to answer the riddles, questions, and clues that all fit together to solve the mystery.

Teams are assigned as members and guests arrive at the event. Maybe draw playing cards from a hat. All the fours make one team, or use several decks and be as specific as all the ten of hearts make a team. Teams start at different sites. At each site, the participants will find: a snap-shot of the location of the next clue; and a numbered clue, riddle, or question that needs to be answered. The teams will have a pre-printed form that has numbered blank slots (to be filled with the answers to the questions and riddles located at each new site). The teams need to find all the sites and answer all the riddles, questions and clues to solve the mystery.

The mystery is simply a false event that has taken place at the university or college, or within society at large. The mystery could also be a murder mystery. Be sure not to make the mystery too easy... if it is, people won't feel it necessary to travel to all the clue sites.




Kindergarten Kapers

A yellow school bus, milk and cookies, finger-painting... ah, kindergarten! Remember all the good times you had during that first year of school? Men and women should dress as school kids, complete with shorts and skirts and pigtails and baseball caps.

Appropriate foods and beverages are endless... include kiddie snacks like Twinkies, Ho-Hos, Cup-Cakes, peanut butter & jelly sandwiches. Of course, milk & cookies should be served before nap time. Put it all in a brown paper sack.

The Chapter clowns should act as teachers who lead the kids through the activities. Start the evening playing with Play-Doh, finger-painting, making animals from construction paper and stringing pop-corn. Later on, the teachers should read from story books and play add to the story. Have a spelling bee. Who could forget the ever popular show 'n tell? Come prepared with something interesting to share with the rest of the kids.

Don't forget recess. Play kick-ball, leap frog, hide 'n seek, and any number of other inside/outside activities. Come on, put on your rain gear, bring your teddy bear and skip on down... your cubbyhole is waiting!



Liar's Club

Do you remember this obscure television game show? Betty White often served as a panelist and her husband was the host of the program. The concept is simple and simply hilarious!

Four panelists are given various objects and are told to tell what the item is. The items are bizarre, unusual and obscure things whose name, use and origin are not commonly known. Only one panelist will tell the contestants what the unique object really is... the others will create some fantastic lies in an effort to convince the audience that they are telling the truth. The audience votes for the panelist who they feel gave the truthful description.

Minor planning is needed to pull this off. First, you'll need to find some interesting objects. Take a day to go to rummage sales, garage sales, your parent's attic, or any other establishment that would have unusual objects. Borrow or buy what you want to use.

Find four panelists and explain the game and show them the items. The panelists will need to determine who will tell the truth and who will lie. It is usually a good idea for the panelists to figure out their stories before the actual event. This way, the audience will find it difficult to determine who is telling the truth and who is not.

Lemon Lick

A sorority or fraternity could invite some guests over for an hour or two of lemon activities.

Have everyone bring some lemons. Have extra lemons on-hand in case people forget. Once guests arrive, squeeze away. Use the juice to make lemonade during the summer months or hot lemonade during the colder months. Try having lemon relays... passing the lemons from person to person using only the neck. Lemon drops and lemon cookies would be appropriate. Don't forget your sour faces!

Mr. Potato Head

The Idaho farmers will love you if this idea is in your social calendars. You'll need many bags of potatoes for the potato-filled events. You'll use them all!

Start the evening with a make your own potato bar...baked potatoes with traditional and exotic toppings like beef bar-b-que, creamy chicken & broccoli, cheese, bacon, sour cream, ranch dressing, butter, hot sauce, black and green olives, tuna & cheese, artichoke dressing, spicy Mexican beef & bean, creamy seafood, chili, onions, chives, pizza sauce & mozzarella cheese and chocolate.

Compete to create the best potato stamp...by carving into a raw potato, create a design that when covered with ink will transfer an exciting design onto paper, clothes, T-shirts and hats. Have prizes related to potatoes for the stamp voted as the best.

See how many different ways to create faces on the Potato Head family. How about dressing as Mr. and Mrs. Potato Head? Play Hot-Potato. Sit in a large circle, or many smaller ones and start tossing the potato around. Someone should serve as the potato timer. When the alarm sounds, or when time runs out, the person holding the potato loses. What about potato sack relays? Two per team, one leg of each individual inside the sack... race to a certain point and back.

Mud Madness

Contact the appropriate official at your host institution to see about securing a spot on-campus or near campus to hold Mud Mania. A mud pit will need to be made, so an out of the way location would be appropriate.

Contact the local fire department about soaking the chosen spot. If your Greek Advisor contacts the department, this task may be easier than you might expect. If the chosen site is on campus, contact the physical plant department. They will be able to assist with watering the ground.

Activities are messy, dirty, oozy, but very exciting, fast-paced, exhilarating and fun! First event is Mud-Tag. As many people as possible jump into the pit. A person starts as "it" and the fun begins. Keep it up until everyone is muddy. Next off is Mud Pillow Fights. You got it... throw in a bunch of pillows and bang away. The muddier the better. Include all sorts of mud relay races. Use your hands and feet. Don't forget to play mud volleyball. Select teams. Compete. Have play-offs to determine the best mud volleyball players. End the event with Mud-Tug-of-War. Again, split into teams and compete. Do not make the mistake of having female mud wrestling... most definitely a bad decision. Hoses should be handy so that mud can be sprayed off before participants return to the residence halls or Greek housing.

Murder Mystery Party

Okay, social chairpersons and committees - fictionally murder one of your members, founders or alumni. The murder should take place within the fraternity/sorority house, lodge or even the student union. Members and guests, not involved in the creation of the mystery, attend the function to solve the murder mystery.

It's simple to plan. Kill off Brother Bob Smith. Create a story as to how it all happened. Every participant is given a detectives badge and a clue packet that contains bios of each of the suspects and a place to write down clues. Three hours are given to solve the case by traveling throughout the house or lodge to different rooms which contain clues. After the allotted time, the detectives are gathered in a lounge area and the case, if not solved, is revealed by the chief detective (social chairperson), or if solved, is revealed by the detective who has cracked the case.

The case you develop may be too difficult. Have a squealer who leaks information to detectives! If creativity is a problem go out and buy the game from your local game store!

My Tie Boardgame Night

Competition at its finest! Challenge your mind, your friends, your own brothers and sisters to an evening of fast, frenzied, and fantastic boardgame playing.

Here is the concept: men must supply one of their neckties. All the ties are thrown into a huge pile or box. The women are then instructed to choose a tie and wear it. Each man has to find the woman who is wearing his tie...once the two have found each other, a match is made. They then act as a team and participate in the evening's activities.

Set up different boardgames throughout the event location. Each room should have a new game and a game-specific snack and alcohol-free drink. Be sure to have the favorites handy; Monopoly, Trivial Pursuit, Pictionary, Life, Risk, Clue, Scruples and Scategories are always enjoyed. The teams travel throughout the event and play abbreviated versions of the games. Have teams carry a score card. Points are given for each game a team wins... teams that accumulate the most points receive prizes.

Name that Tune

Seek the assistance of your chapter's music buffs for this event. Have them tape little snip-its of all sorts of different types and kinds of music. This should be done by category. Have several tapes (one per category) made for this event so that everything is arranged prior to the beginning of the social.

You will need to find some willing contestants too. It may be a good idea to open this up to everyone, but the best contestants are usually the ones who own lots of tapes, CDs and the like. These folks for the most part are better at figuring out what the song is because of their love and appreciation for music.

Start with a large number of contestants and work your way down to a workable number... about four. Run the initial portion of the game like a spelling bee. Everyone gets an opportunity to try to name a tune. If the contestant answers incorrectly, then s/he is out. Once the final four are determined, the tunes should get harder and more varied.

Have fun updating this popular game show classic. Offer some create consolation prizes to those who participated. Give the final four and the ultimate winner some better rewards... gift certificates for more music?


Newlywed Game

This is an increasingly popular social event with students across the country. Arrange this event just like the game show...but since there are not too many married couples in college, use couples that have been dating for a long time. It's amazing to see how much couple who have been dating already know about each other.

Just be sure to tailor the questions to fit your brand of newlyweds. Questions could be similar to the ones on the television show, but make them more specific to dating and college and the campus, etc.

Participants who are not serving as one of the couples should be the audience. You'll find that the members of the audience will enjoy watching and listening to the couples argue as much as those couples who are playing the actual game. So, despite one's introverted or extroverted nature, this event can be fun for everyone. If someone is interested, filming the event is a bonus. Find a videocamera and get this on video... you'll be surprised at the number of times you will view the event after it is over.

Think about arranging a nice evening out for the winning couple... possible a dinner and a movie? Whatever the case, you won't soon forget your version of the Newlywed Game!



Night in Dixieland



Hire a Dixieland Band to play jazz music for this event. Decorate the location like the French Quarter in New Orleans. Creativity is encouraged... invite guests to dress as they wish.

Buy plenty of stringing beads so that everyone can make their own chain. Pre-made chains of beads can also be purchased. Be sure to have a good variety on hand. It is not out of the question to have at least ten chains per participant.

Don't forget the Mardi Gras masks! Obtain all the supplies needed for the members and guests to make a mask of their personal taste. Be sure to have a few examples prepared... the handle sticks are crucial.

Appropriate food for the event is essential. Hundreds of shrimp are needed. Crawfish is a must! Be sure to prepare many Cajun dishes like Jambalaya, blackened fish and catfish.

Have streamers for everyone to throw. Noise-makers are encouraged. Provide plenty of those gold-wrapped chocolate coins for participants to toss. Balloons. Confetti. Fun!

Night of 1000 Stars

Social chairpersons should formulate a list of famous couples or singles (Fred Astaire & Ginger Rogers, Lucy & Desi, Demi Moore & Bruce Willis, Wilma and Fred Flintstone, Farrah Fawcett & Ryan O'Neal, Siskel and Ebert, Julia Roberts, Martin Luther King, Tom Cruise, Barbara Streisand, Robert Deniro, Jodie Foster, etc.).

The sorority is given the list of the female stars or characters the famous people have played and the men are given the list of famous males. Each chapter's members are then to assume the role of one of the stars. Dress like them, talk like them, walk like them, eat like them. For a twist, allow the men and women to dress as any star, regardless of the gender.

Couples are encouraged to find their partners... singles are encouraged to cause scandals by breaking-up the couples. They may simply flirt, joke and have fun with other singles and the press, (a few members and guests should act as photographers/ reporters for the event).

Have the evening be a society ball, or the Oscars. Be sure to decorate according to the event chosen. Dinner, dancing, speeches, music and awards could all be involved in the activities. Perhaps, vote before the event (or during) for the biggest star, best-dressed, most obnoxious, worst-dressed, best couple, and so on....

Not Sold in Stores

Okay, all you amateur videographers, this event is for you. Get the videocamera ready because you'll be sure to catch some fantastically hilarious scenes during this unusual social event.

All members and participants are told to buy up all those stupid things they see being sold on late-night TV... everyone is to bring something. Going to a local five & dime type store is a good alternative to staying up late night searching for that perfect piece of junk. The idea is really to have fun explaining and selling a ridiculous product.

When guests and members arrive at the event, teams are created and they are instructed to come up with their best commercial for the stupid product or products. The more products being used in one commercial the better. The teams are encouraged to use whatever they can to sell their products.

After an allotted amount of time, the teams are gathered into one large area to present their commercials. One at a time, the teams are to present their masterpiece before the camera. When all groups have gone, the playbacks begin. Voting should take place. Prizes for the best and worst should be given.

Pajama Jammy Jam

Start the evening making peanut butter & jelly sandwiches on white bread for all members and guests. Serve chocolate milk to drink and applesauce as dessert. All members and guests have to wear pajamas and slippers/socks. Everyone needs to bring along their sleeping bag and a pillow.

Have lots of animated videos and cartoons ready for viewing. Purchase bags and bags of Oreos, jawbreakers and pixie-sticks. Ice-cream and cake may not be out of the question.

Participate in all the inside kids games like hide 'n seek, pillow fights, card games, board games, twister, pick-up sticks, UNO, slinky tricks, cops & robbers, jumping on beds, pillow fights, matchbox racing, tag, building forts out of furniture and other activities that come to mind. Consider having contest between the men and the women or between co-ed teams. Awards can be offered to the winners.

Prizes and awards could be items such as slippers, robes, animated videos, boxers, hot chocolate & cider.

Plane Crash

Destination Unknown... Members and guests arrive at the social event and are informed that it is a plane ride party. Have them check-in at the service counter (near the entrance to the event). Announce the time of departure and inform the participants that they should wait in the airport lobby. Have a lobby set up in a room. Play funky airport music... elevator stuff. Announce delays. Offer free soda pop and snacks for the inconvenience.

When the plane is ready, announce that passengers may start boarding. In a separate room have it designed as an airplane. Rows of seats, flight attendants, serving tables on wheels, pillows, blankets, magazines. Show clips from the movies Airplane and Airplane II during the flight.

After some time in the air, announce turbulence and other in-flight problems. Have the captain call for the flight attendants to prepare the passengers for a crash. Thunderstorm music should be played over the stereo - a great effect. Flicker the lights off and on. The plane crashes.

Everyone survives. The plane crashes in a certain destination. The other rooms/areas should be decorated to fit the crash site. If the plane crashed in South America, have a rain forest party. (Keep the crash site a surprise so the event is as spontaneous as possible).

Progressorama

Call your interfraternal friends and organize a progressive party night where men and women from different fraternities and sororities travel from one location to another doing, eating, and exploring a variety of activities.

Consider this progressive idea. Have a year in one night progressive theme. Each fraternity or sorority that chooses to participate will decorate its site around one specific holiday. So, New Year's Eve, St. Patrick's Day, Valentines Day, birthdays and Halloween could all be celebrated in one night, but at different locations.

How about this one? Start at ABC chapter house and watch the initial movie of one that has sequels. After the first movie and location, venture onward to another site and watch the sequel. Keep this going as long as you desire. Be sure to have plenty of popcorn and soda pop.

Essentially, the progressive theme can be used with all sorts of ideas: around the world in one night, fun sports (darts, putting course, baseball toss), dinner, snacks & fun beverages, TV shows, music, bands, themes, activities, etc....



Rent-A-Theater

This is a super idea for a late night event. Check with your local movie theater to see about renting out the theater after hours or for the latest showing (generally less crowded) of a particular movie.

Try to work out a deal with the manager/owner or get a fixed price per person or couple that includes entry, and all the popcorn and soda pop you can consume.

If the movie has a general theme, consider coming in costume or character. If the movie is a sequel, the group should view the video that preceded the sequel. Before going to the theater, have dinner at the sorority house or lodge. Transport the entire group with one of those yellow school buses.

There are other, similar activities that your group could organize. Contact a local skating rink. Have a late-night skating/rollerblading party. There are also bowling alleys that would stay open late. Try to work out a deal that would include a few hours of bowling (after normal business hours), shoes and maybe even snacks.

Re-Runs Review

Here's a story of a lovely lady who was bringing up three very lovely girls. All of them had hair of gold, like their mother, the youngest one in curls...

Just sit right back and you'll hear a tale, a tale of a fateful trip...

You've got the idea... In different rooms throughout the event location, set up a VCR and TV with at least two hours of pre-recorded re-runs of your favorite television shows. Commonly used re-runs include Gilligan's Island, I Love Lucy, Laverne & Shirley, The Brady Bunch, Dr. Who, Star Trek, The Dating Game, The Simpsons, Family Feud, Cheers, The Jetsons, \$20,000 Pyramid and Jeopardy.

Each half-hour, all party participants must switch rooms and view a different show. Score cards are provided so that each participant can keep track of the shows yet to view.

Each room should have a snack unique to the show being aired. For example, the Gilligan's Island room would have lots of coconuts, bananas, and pies with all sorts of wild, exotic juices.

Pre-planning is essential so that you can get two hours of some of these classics... so start early.

Rent-an-alley

Bowling is a safe and fun sport in which anyone, regardless of athletic ability, can participate. Call up a bowling alley and get a special late-night rate for reserving the entire facility. If your college or university has an one, try to utilize it. Arrangements should be made so that participants receive bowling lanes and shoes for a pre-determined amount of time.

Give bowling T-shirts or hand towels as party favors. You can set a theme for teams, such as the Flintstones versus the Rubbles. Go greasy and do a 50s theme... a Laverne and Shirley team vs. a Lenny and Squiggy team. Contact a local pizza delivery store to get a lot of pizzas delivered to the lanes cheaply. Make arrangements for fifties music and you can even dress as greasers. As with any social event, the possibilities are limitless if you set your mind to it.

Since most bowling alleys do serve beer, you'll need to make arrangements with the manager/owner beforehand, so that alcohol consumption does not become a problem. Simply stating that the event is non-alcoholic and beer should not be served to anyone will suffice... they will respect your request not to serve alcohol. Be sure to purchase the establishment's soda and snacks, if these items are available.

scrabble party

Put on a clean undershirt and head on over to this event. Everyone must wear a white T-shirt! Upon entrance, each person is assigned a letter of the alphabet which is then written on their T-shirt in large print; letters can be assigned by having people draw Scrabble letters from a bag as they enter the party. Then, everyone tries to make words just like the game. The guests should stick together long enough to be judged. A judge, called the floater, should wander around in search of words. Pictures should also be taken. Award prizes for the most creative words and the longest.

Several variations exist for this game. Males can be vowels and females consonants, or vice-versa. Try themes like Greek vocabulary, sports talk, or political words. This is fast becoming one of the favorites across the country... give it a go!

Think membership recruitment and rush! New members of organizations enjoy this icebreaker activity as well because it gives them the opportunity to mix and mingle with members in a non-threatening manner. Replace your typical open house or informational reception with this event. Attracting new members while educating them about your organization will never be easier or more interesting!

Shamrock Social

Decorate with greens, whites and golds. Cut out plenty of shamrocks and four-leaf clovers. Construct a rainbow that covers a wall... hide the pot of gold. Blow up green, white and gold helium balloons. Throw regular balloons all over the floor. Sprinkle green and gold glitter... splash it on your clothes, face and hair.

Serve an Irish meal. Prepare a big batch of corned beef, potatoes, and vegetables. Shamrock cookies for dessert? As people enter, give them Irish names... make big green shamrock name-tags for everyone to wear. Offer green garters for the men and women... people usually get creative with these!

Couples matches may be made through numbered hats. You'll need enough party hats (green and white) for all attendees. Inside the hats place a number. Each color should be double numbered. For example, two green hats will have a one... as would two white hats... and so on up, until enough hats have been numbered for everyone. Then separate hats into a men's and women's pile in each color. Everyone grabs a hat and finds the person with the same number and color.

Decorate the hats once you've found the match. Provide all kinds of decorative accessories for people to use. A contest for the best pair of decorated hats could be interesting.



Show Me The Money

Bring on the outrageous with this staged lunacy. Everyone at the event starts with a pre-arranged amount of play (monopoly) money. Stations are set up where individuals or groups perform certain acts of idiocy for mo' money. The object is to be the person with the most money at the end of the function.

Be creative (and tactful) with the challenges. Examples may include attempting to refrain from laughing while singing "Mary had a little lamb," or dancing with a mop. Try sucking a lemon without making a face, or hula hooping for one minute. Can you catch 10 peanuts in a row in your mouth? How about reciting the Greek alphabet backwards, or tying a cherry stem in a knot. Why not experiment with blindfolds, try lacing your shoes or knotting a tie.

Group challenges could include pyramids, relays: egg, water balloons, bowls of whip cream, etc. Consider leap frog, crab walk, or bear crawl. How can you transport an entire carton of eggs for 10 yards without your hands?

Singled Out

"Borrowed" from the popular MTV show Singled Out this game makes a great ice-breaker. Choose one member from the crowd to be placed in the "hot spot" and then have all the members of the opposite sex join in for the selection process.

Continue eliminating people until only 3 remain, and then have them compete for the final 3 steps. The answers to questions can be arranged prior to the event, or can be written down spontaneously for a little added excitement.

Get both a male and female DJ to spice up the crowd. Use stupid, or hilarious stunts as part of the selection process.

Sticky Velcro

The concept is simple. Every participant receives four different colored bands of Velcro (two that stick and two that receive). Each participant must then place the bands his/her body, one on each wrist and one on each ankle. The event organizer will have already selected a member to act as the master of ceremonies. This person will be in charge of the activity. S/he will have a Twister-like spin-board prepared the has the colors of the Velcro represented. As the spins are spun, each person is to find an ankle or wrist with the corresponding color. Connections are made via all sorts of combinations...ankles to ankles, ankles to wrists, wrists to wrists, whatever the participants can accomplish! Do this activity all throughout the duration of the event. Most groups have done this in shifts or teams. The team concept can be accomplished by giving a certain number of people a certain color. You may assign teams and have them compete to see who can play longer without falling, missing a connection or slipping out of play. Be creative with this and make up your own rules for play. Stick with the sticky theme and serve foods that are gooey, messy and stretchy: taffy, caramel-corn, sundae bar with fudge and marshmallow toppings, fudge brownies.

Subs and Duds

Everyone has to do laundry, right? Why not make a party out of it? Check with your local Laundromat merchant to see about renting the facility after hours.

Tell all involved to come as they are... sweats, T-shirts, whatever. Be comfortable. Members and guests should bring their dirty laundry to the event. Fill those machines, dump in the soap and start the music.

Consider playing boardgames, cardgames or videogames. Why not combine this idea with others in the packet? Just be sure to get permission from the owner/ manager of the establishment.

P.S. Don't forget the submarine sandwiches/ hoagies. Everyone should bring a bun. Have the fraternity and sorority supply the meats, cheeses and condiments. Build your sandwich the way you like it!

Tangled web

Decorate the location for this social with yards and yards of white string. Create web after web with the string. Make big black spiders to hang in the webs. Spruce up the site with white and black balloons and streamers. This idea can be used sometime near Halloween, but works equally well anytime throughout the year.

Matching partners is easy... Use the Strung Along Method from earlier in the book!

Follow the string to the end. Somewhere away from the webs, several strings (enough for everyone) should have been started, wrapped, strung around, over, under, up, through, behind and crisscrossed until the long string ends. Couples are to follow their choice of strings to the end, if possible, to read their fate. At the end of the strings have a piece of paper that tells them what task they must perform during the event.

Some Greeks have used Silly String to compete in couples competitions. Basically, the rules are that each couple gets one can of Silly String for the two of them. The couple must remain attached to each other (usually by a rope, joining legs). No more than ten couples per team. The object is to spray the string and hit another couple to stun them. Points are awarded for the team that stuns the most couples on the opposing side.

Sub-Titled

This idea works well as a social event between a fraternity and sorority. Show foreign movies with sub-titles during the event. See if the international studies department will help sponsor the movies portion of the event.

Each of the groups can bring ethnic food dishes from country to which they have been assigned. Find out the local customs of the highlighted region and abide by their cultural norms. For example, eat with chopsticks or wear kimonos. Different rooms can be different continents, decorated with travel poster from the travel agent or flags that can be made prior to the event. Be sure that you research well so that you do not feed into stereotypes.

International students could be invited to participate from day one. Share planning and arrangement activities with all the different groups involved. International students can offer their personal insights and cultures with everyone. What a great way to celebrate diversity!

Tacky Tourist Trip

We've all seen them... those obvious tourists with plaid clothes, funny hats, back-packs, dirty hair, over-packed suitcases and cameras... walking around looking clueless and taking pictures of themselves next to everything.

Could be fun! Why not create a place to visit and invite all those tacky Greek tourists. Possibly have different rooms serve as different countries. Create replicas of those famous tourist spots: the Eiffel Tower, the Coliseum, the Sphinx, the London Bridge, the moon, the Grand Canyon, the Statue of Liberty and other great attractions. Also, check with a local travel agency to secure posters of those most traveled spots. They may be able to help with other decorations as well.

Set up door prizes that would include things like luggage tags, suntan oil, a back-pack, a camera, beach towels, money belt, hotel-size soaps and shampoos, beach balls, foreign currency and film. The tackiest dressed tourist could win a nice suitcase. A grand prize drawing for a trip to Key West, Florida or Jamaica would highlight the evening.



Ultimate Twister Tournament

Tie some games together and go at it. Have everybody wear twister colors, such as sweat pants and shirts. Start with just a few people and then keep adding others. Serve food, possibly matching the Twister colors. Have an announcer to call the colors. Judges should be on hand to monitor. Decorate with big, colored dots on the walls.

This is a great study break activity between a couple of different student groups... but don't limit yourselves. Get crazy like other students and get some faculty members to play too. Remember, this is an old game and many generations of people have played it before you. What a fantastic, safe event to bring the campus community together for a stress-relieving and fun activity.

If the number of participants begins to increase to the point of chaos, don't fear. A simple solution is available. Simply attach a pre-cut construction paper dot on the backs and chests of all participants. This way, players can either touch the dots on the ground or the dots on the players next to them. This tangled mass of flesh is quite a spectacle... not to mention a great opportunity for photos. Do this a few times throughout the year, people rarely get tired of this one.



welcome to Mayberry

A farm with a barn works well for this event. Dress in your cowboy boots, hats and denim jeans. Decorate with plants & flowers, benches, picnic tables (if possible), porch chairs, lawn furniture, blankets, hammocks and red and white checkered table cloths. Have guitars, banjos, jugs, combs, kazoos and harmonicas available for use. Spray the rooms with outdoor fresh potpourri. Place bales of hay sitting around. Look into hiring a square dance caller. A dance instructor might be helpful in teaching members and guests how to two-step.

Be sure to pack one of those famous Aunt Bea baskets full of fried chicken, corn bread, rolls, cole slaw, potato salad, baked beans and soda pop. Don't forget the dessert! Apple pie & ice-cream as well as strawberry shortcake would serve the occasion well.

Outside, prepare a horseshoe course and a croquet game. Check into getting the appropriate license to have a bonfire. Roast marshmallows. Listen to more music. Tell stories. Be sure to take plenty of black & white photos during these activities!

Possibly you could open this event to the entire community. Each organization could sponsor a booth. Be sure to have all the favorites like a pie tasting booth, sponge throw, pie throwing and the water dunk tank.

Wiffelball

This sporting event requires little cost, and can be played nearly anywhere. Place a lawn chair at home plate for the strike zone, and make up the foul lines from there. The rules to this game are flexible enough to conform to any number of players, or any playing situation, be creative. Consider wrapping the barrel of the bat with athletic tape for added velocity. Remember to experiment with grip position when pitching, you can throw some wicked curve balls using the slots or holes in the ball.

Win Lose or Draw

Secure a few flip chart easels and plenty of white flip chart paper. Get some of those mombo-sized markers. Place chairs or couches around the room, facing the easels. Select teams. Play.

All you need to do is follow the same format as the TV show. A group will need to select the words or phrases that the teams will draw during the event. Consider cutting words and phrases out of campus magazines or newspapers. Greek-related items are usually fun for people to try to draw. Campus organizations as well as the phrases and sayings particular to your campus and Greek community are good clues as well.

Compete with different teams. Win prizes. This is a good warm up exercise before a dance, game or other campus or Greek event. Some Greeks have utilized this event as a study break activity between a fraternity and sorority. Some Greek communities have done this during Greek Week. Campus pledge classes have used this idea to get better acquainted. Some students have done this in the residence halls, or other campus facility. It's an event that everyone enjoys doing or watching.

Woodstock Returns

If you were the organizers of Woodstock, what would you have planned to make the historic event even more memorable? Music, of course. Food, obviously. Frisbee, sure. Tie-dyeing, most definitely. Hackey-sack fun, probably. Bead stringing, groovy. Ten bands from different cultures and folk singers playing from early afternoon until late evening, yes!

Galvanize your interfraternal friends... combine your efforts for this Greek orchestrated, all campus inclusive activity. Talk to your parents, your professors and friends to discover the mood, the magic, the spirit that was Woodstock. Read some articles about the event. When you feel ready, plan a return to Woodstock for your Greek community.

This is one of the best activities around which brings students and faculty together in a non-academic, social setting. Although the events is educational, it is a fantastic time for everyone involved. Be sure to involve faculty as much as possible early on so that you as the modern-day planners are able to recapture the feelings of the original event.

Check with university and community officials to see what the best site for the event might be. Check with local police about security and safety.



Yabba. Dabba. Do... Cartoon Capers

Flintstones, meet the Flintstones, they're the modern stone-age family. From the town of Bedrock, it's a place right out of history...

Men and women dress as their favorite cartoon characters in this spin-off of the traditional costume party. Characters from new and classic cartoons should be represented. For those not feeling festive enough to go all out in a cartoon costume, pajamas are allowed... but bring that teddy bear!

Wallpaper the walls in the chapter house, lodge, or room with colored comic strips from the newspaper. Use helium and regular balloons to add a festive touch. Activities include watching pre-recorded cartoons, judging costumes and having a video contest. The individuals who are judged to be the best dressed are then instructed to act out a scene from their character's cartoon. For example, the best Fred and Wilma must act out a scene... someone will be recording them. The whole group of participants will then view what they have taped later on.

You may want to have this activity as a Saturday morning social. Perhaps, have the activity on a Friday or Saturday night. Fun foods like jawbreakers, Ho-Hos, Twinkies, cookies and orange and apple juice could also be served.

Even More Ideas!

BALLOONS N^o TUNES

Decorate with an overabundance of helium balloons and dance the night away.

BRUNCHES

For a change of pace, have an early weekend brunch. It's a great way to start the weekend with the guests.

BUILD YOUR OWN SUNDAES

Buy plenty of ice cream and let your guests choose their own toppings such as nuts, fudge, butterscotch, strawberries, caramel, whipped cream, etc.

CANOE EXPEDITION

If there's a river nearby, this can be an excellent day event for a group of brothers and guests. Pack bag lunches to take with you.

CAR SHOW

Check with local dealership to see if you can have a sports car show at your house. Park the cars in your parking lot or driveway. Have in conjunction with a cookout.

CARNIVAL

Set up a carnival in an open field and let brothers and guests try their luck in a variety of carnival events such as ring toss, basketball shoot, kissing booths, etc. Invite a sorority over to share the fun.

CHICKEN FRY

Excellent event not only for guests but also alumni, parents and faculty. An outside affair to include fried chicken in large cast-iron skilletes and a bluegrass band.

CHARADES

Break up into teams and play charades. Serve snacks and soft drinks.

CRAZY BALL

Sponsor a joint softball game with a sorority. Prior to the game, the women establish crazy rules; making the men run backwards, hit the ball with one hand, etc. Top off the afternoon with a cookout.

DESSERT NIGHT

Set up a dessert table with cookies, cakes, pies, ice cream, etc. Serve coffee, tea and punch. Invite a sorority or a female dorm over too.

EXCHANGE SUPPERS

Invite a sorority over for dinner along with your guests or split up the group and send half to a sorority house and have the other half at your house.

FIRESIDE CHAT WITH THE UNIVERSITY PRESIDENT

Invite over the President of the University/College; serve coffee, tea or hot chocolate, and hors d'oeuvres. This is a great opportunity to meet the President, hear what he/she has to say, and ask questions!

FOOD FESTIVAL

Chapter-sponsored booths featuring different ethnic foods. Local restaurants should be solicited for their involvement and the event could be campus-wide.

GO AS A GROUP TO SCHOOL ATHLETIC EVENTS

Invite prospects over for dinner, then go as a group to a school athletic event. Show your school spirit.

GO GREEK PARTY

Decorate room with Romanesque pillars made from cardboard and construction paper. Everyone dresses in togas and enjoys grape juice punch and spritzers.

GOLF OUTING

Make arrangements with a local golf course for group rates. Invite guests and local alumni and hit the links!

GOOFY GAMES

You could combine the above with a whole series of games such as sack races, pyramid building, egg toss, etc

GRAND PRIX RACE

Set up a course and have a Grand Prix race using tricycles or scooters. Award prizes to winning teams, best form, etc. Follow this with a barbecue.

HAWAIIAN LUAU

Decorate the house in a tropical motif; leis, rented tropical plants, Hawaiian shirts and posters, etc. Roast a pig, serve pineapple and coconuts. Have a non-alcoholic punch.

HAYRIDE AND BONFIRE

Set up a hayride. Invite a sorority and take your guests for a ride out to a field where a bonfire had been set up. A perfect fall event!

HIKING

This can be done with small groups. If you're near a state park or other wooded area, you're in luck! This sort of activity can be done at anytime of the year.

HYPNOTIST OR MAGICIAN SHOW

Either of these types of performances make for an enjoyable evening. Serve soft drinks and munchies.

LET ME ENTERTAIN YOU

Have sororities, dorms and brothers from your chapter perform skits and provide talent. Let the guests be the judges. Serve hors d'oeuvres and soft drinks.

MONDAY NIGHT FOOTBALL

All you need is a large T.V., snacks and soft drinks.

MORTICIANS' BALL

All guests wear black. Decorate with dead flowers, coffins, dry ice and other items of ghoulish inspiration. Serve appropriate mocktails and snacks. This is a good event for Halloween time.

NIGHT OF THE GYPSIES

An evening of fortune telling complete with palmists, tarot cards readings and gypsies with crystal ball. Obviously, fraternity membership could be in everyone's future!

OTHER PARTY THEMES

Beach Party
Cave Party
Chartered fishing trip
Cowboy Party
Dream Date
Farmer party
Godfather Party
Midnight Truck Stop
Oldies but Goodies
Poker Party
Roaring 20s Party
Rocky Horror Party
Sadie Hawkins
Smurf Party
Square Dancing
Star Trek
Superbowl
Truth or Dare

PREMIERE!

Brothers use portable recorders or home movie camera to create a fraternal film complete with plot, characters and director. After film is finished, a gala premiere is held, with autograph signing by stars, spotlights and film showing. Has proven to be a classic event not soon forgotten.

PUMPKIN CARVING

Set up teams of brothers and guests - provide pumpkins, set your watches and have a timed contest to see who has the best, worst and wildest pumpkins.

RENT A BUS FOR AWAY GAMES

Reserve a bus and take your guests to an away football or basketball game.

ROLLER OR ICE SKATING

Contact a rink to check out group rates and the possibility for renting the place for your group only. Serve hot chocolate and doughnuts back at the house.

ROUND ROBINS

A weekend round-robin tournament for any athletic activity can be held for all fraternities and invited dormitories. All contestants must receive an invitation to participate and the chapter provides rules, umpires and trophies. Make arrangements for ample publicity.

SNOW OR SANDS SCULPTURE PARTY

Have a contest to see who can make the most creative sculpture. Depending on the locale, you can serve either hot chocolate or coffee with doughnuts or hot dogs, chips and pop.

SORORITY RECEPTION

Make this a dress-up affair. Invite two or three representatives from each sorority over for a reception with the chapter and guests. Serve hors d' oeuvres and non-alcoholic beverages.

SPORTS ACTIVITIES

Offer any of the following events and activities that can be done with large or small groups of guests

Aerobics

Backpacking

Basketball

Bicycling

Bowling

Broomball

Camping

Croquet

Dancing

Darts

Fishing

Football

Frisbee

Golf

Hacky Sack

Handball

Hang glide

Horseback Riding

Ice Skating

Laser Tag

Miniature Golf

Parasail

Pool ♣ billiard s ♣

Racquetball

Rafting

Rock Climb

Roller Skating

Sailing

Skiing

Soccer

Sled Riding

Swimming

Tennis

Water Polo

Water Ski

Weight Lifting

Wind surf

Volleyball

SWIMMING POOL PARTY

This can be held at a brother's or an alumnus's home or at a school or community pool. Food and beverages can be served.

TRADITION NIGHT

Show the prospects a part of your heritage, tradition, and pride. Set up tables of chapter memorabilia, pictures, scrapbooks, trophies, etc. Invite alumni over and sing fraternity songs. Either dress formally or have the whole chapter wear lettered shirts.

TRIVIAL PURSUIT PARTY

This can be a fun small group event. All you need is a few Trivial Pursuit boards and a group of guests. Get set to test your knowledge.

ULTIMATE FRISBEE OR ULTIMATE CAPTURE THE FLAG

Come up with your own rules to these classic games. Split brothers and guests into teams. After this is over return to the house for a cookout.

